

10-19-2013

## 2012 Census Estimates!

Michael D. Gillespie Ph.D.  
*Eastern Illinois University*, [mgillespie@eiu.edu](mailto:mgillespie@eiu.edu)

Follow this and additional works at: <http://thekeep.eiu.edu/colescountypovertydatapoint>



Part of the [Sociology Commons](#)

---

### Recommended Citation

Gillespie, Michael D. Ph.D., "2012 Census Estimates!" (2013). *Coles County Poverty Data Project*. 23.  
<http://thekeep.eiu.edu/colescountypovertydatapoint/23>

This Article is brought to you for free and open access by the Sociology/Anthropology at The Keep. It has been accepted for inclusion in Coles County Poverty Data Project by an authorized administrator of The Keep. For more information, please contact [tabruns@eiu.edu](mailto:tabruns@eiu.edu).

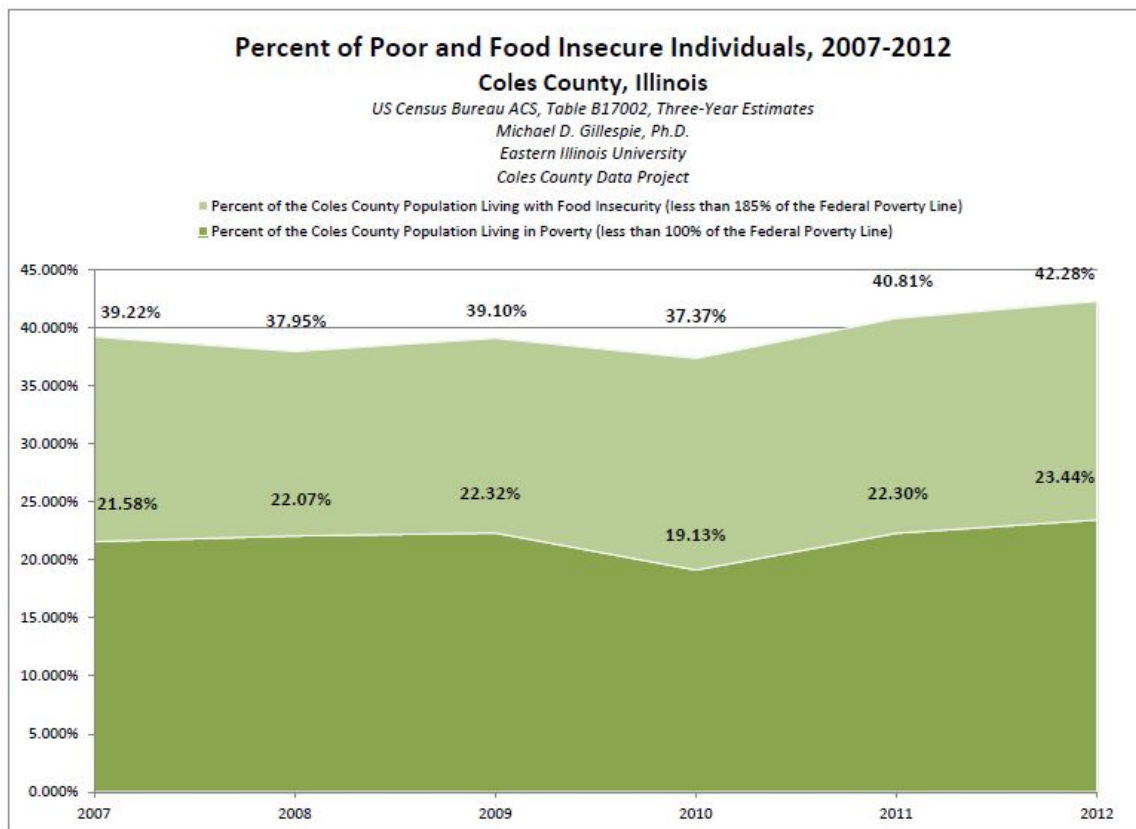
## 2012 Census Estimates!

In the past week, the US Census Bureau released the three-year average estimates of the [American Community Survey](#). This [release](#) is the first to include areas with populations of 20,000 or higher. Five-year estimates will be released in late 2013, and will include data for census tracts across all populations and geographic areas.

Based on these 3-year estimates, the number of poor individuals in Coles County is now 11,600, up from 10,944 in 2011 and from 9,456 in 2007; as a result, the percent of individuals living in poverty in Coles County has risen to **23.44%** in 2012, an increase of 22.67% over the past six years (2007 to 2012)

Further, the number of individuals living in food insecurity in Coles County also increased, rising from 20,030 (40.81%) in 2011 to 20,919 (42.28%) in 2012. From 2007, where the number of food insecure individuals was 17,186, there is a **21.72%** increase to 2012.

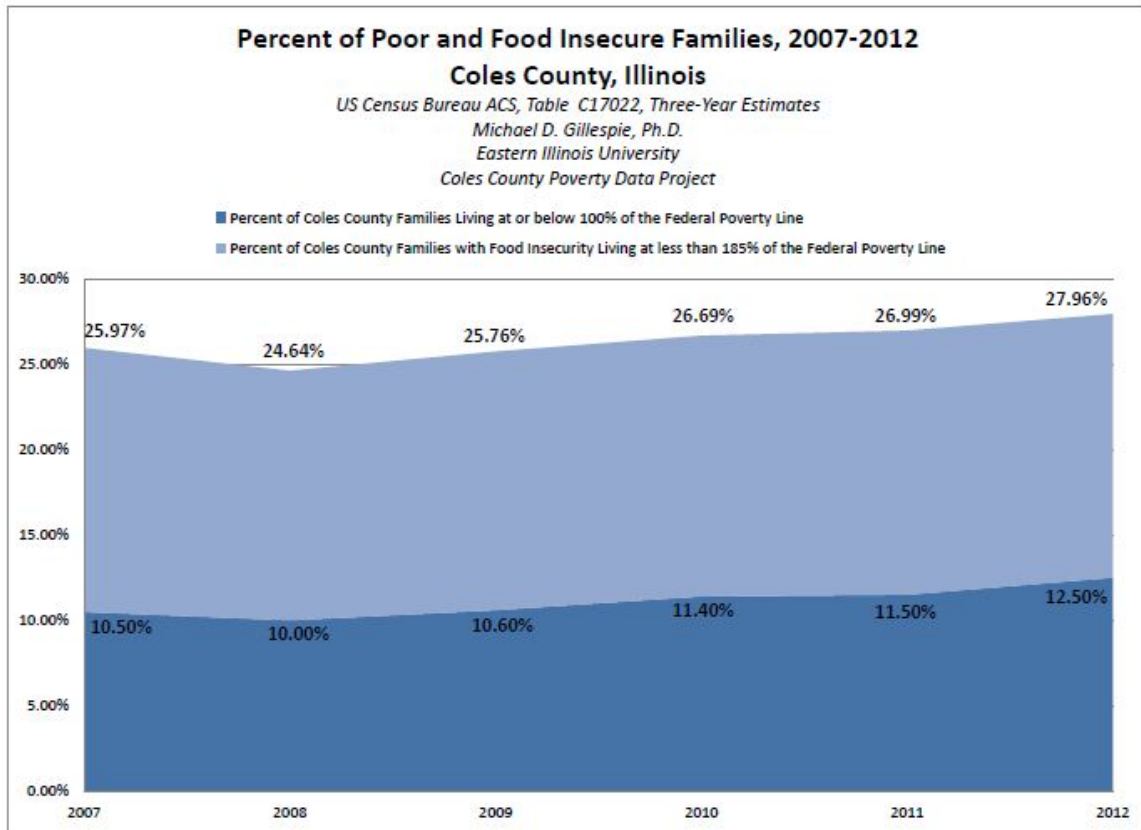
The following graph depicts these changes over time:



When focusing on families, the growth in poverty and food insecurity is also severe. In 2012, the number of poor families in Coles County is 1,411—12.5% of all families—up from 1,344 (11.5%) in 2011; this is a **14.07%** increase from the 1,237 poor families (10.5%) in 2007.

Likewise, the number of food insecure families increased nominally from 3,153 (26.69%) in 2011 to 3,156 (27.96%) in 2012. The percent change in the number of food insecure families from 2007 to 2012 shows a **3.14%** increase, however.

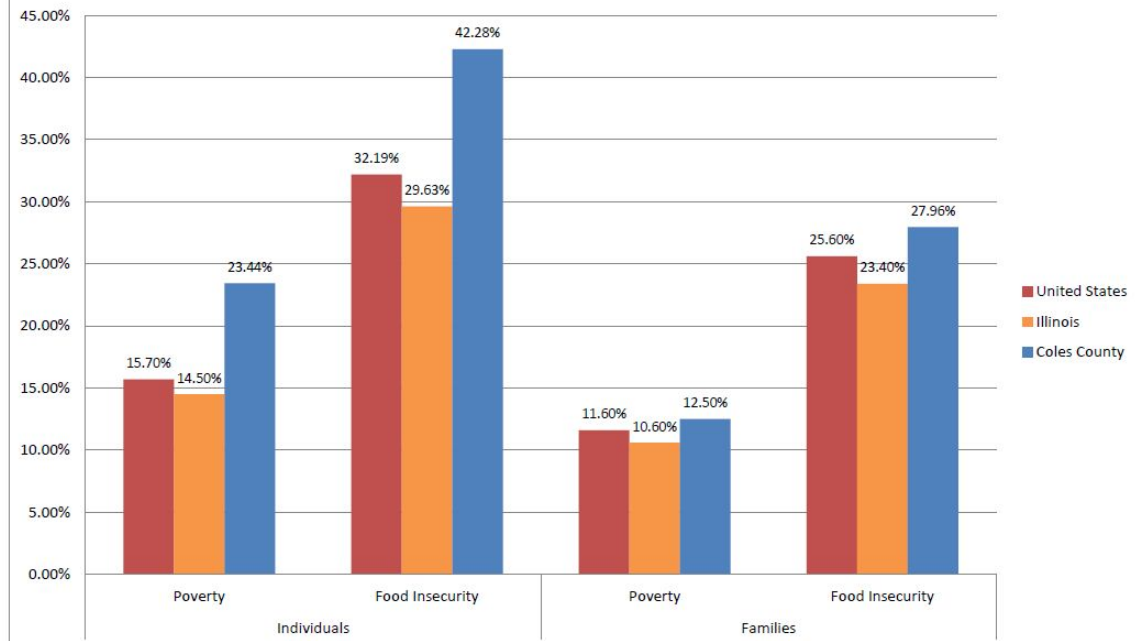
The following graph depicts the growth in impoverished and food insecure families in Coles County from 2007 to 2012:



In comparison to the United States and the state of Illinois, Coles County has a population of individuals as well as families that live in poverty and at-risk of food insecurity with hunger at higher proportions. The following graph shows these comparisons:

## Comparison of Individuals & Families Living in Poverty and Food Insecurity, 2012

*United States, Illinois, and Coles County, IL*  
US Census Bureau ACS, Tables C17022 Three-Year Estimates  
Michael D. Gillespie, Ph.D.  
Eastern Illinois University  
Coles County Poverty Data Project



In 2012, Coles County had a higher percent of the individual population in poverty than Illinois by nearly nine percentage points and seven and three-quarter percentage points over the United States. However, the difference in the individual and family populations living with food insecurity is more stark. Over 2 in 5 individuals in Coles County, 42.28%, are food insecure; this is more than twelve and one-half percentage points greater than the state and ten percentage points greater than the country. These differences are mirrored when comparing families: for Coles County, 27.96% of families are food insecure, four and one-half percentage points greater than Illinois and well over two percentage points greater than the United States.